

Shine on Harvest Moon

Preparation and Decorations

Hold this activity in a gym, a large fellowship hall or an old barn. Weather permitting, it could be held outside.

Decorate with bales of hay, pumpkins, corn stalks, dried leaves, apples, gourds and other fruits and vegetables. For table centerpieces, spray sealant on small pumpkins and decorate with raffia, ribbon, cinnamon sticks, dried flowers and baby's breath. Use a hot glue gun to attach the decorations. These can then be used as prizes for the games played during the evening.

Refreshments

Serve homemade soup, chili or hot chocolate and caramel apples.

Sing-a-long

Some suggested songs are: "Sailing Along on Moonlight Bay," "Shine on Harvest Moon," "Buffalo Gals, Won't You Come Out Tonight?"

Activity

Invite a square dance group to demonstrate their talent or ask a square dance caller to teach this form of dance to the women.

Games

Pumpkin Presumption

Have the women guess the exact weight of several large pumpkins used as part of the decoration.

Harvest Bingo

Give each participant a bingo-type card on which is printed harvest related words, such as: fall, pumpkin, harvest, fruit, gourd, farmer, tractor, field, wheat, beans, corn, apples, leaves. The caller draws these words from a plastic pumpkin. The first participant with a bingo wins.

Harvest Relay

Form two teams, each divided into two lines and standing a distance away from each other. The first member of each team receives the following message, "The harvest moon is shining brightly on the silvery fields in the city of Spartanburg, in the state of South Carolina." She reads the message, discards it and then runs across the room to the next person on her team and whispers it in her ear. She cannot repeat the message. That player then

runs back across the room to the next team member. This is repeated until all members have participated. The last player writes out the message as she heard it. The team who gets the message closest to the original wins.

Song Title Challenge

From the list given below match the song title with the musical show. The answers appear in parenthesis.

Think of Me (*Phantom of the Opera*)
Bali-Hai (*South Pacific*)
Poor Jud is Dead (*Oklahoma*)
Getting to Know You (*The King and I*)
The Rain in Spain (*My Fair Lady*)
Maria (*West Side Story*)



Fellowship—October 2003
Major Beth Petrie
Central Territory

I'll Go Home with Bonnie Jean (*Brigadoon*)
If Ever I Would Leave You (*Camelot*)
My Favorite Things (*The Sound of Music*)
Goodnight, Ladies (*The Music Man*)
Look at Me, I'm Sandra Dee! (*Grease*)
Silver Bells (*The Lemon Drop Kid*)
Put 'em Back the Way they Wuz! (*L'il Abner*)
New York, New York! (*On the Town*)
Luck, Be a Lady! (*Guys and Dolls*)

Musicals

The Lemon Drop Kid; The Music Man; The Sound of Music; Guys and Dolls; On the Town; South Pacific; L'il Abner; Phantom of the Opera; Brigadoon; Oklahoma; The King and I, Camelot, West Side Story; My Fair Lady, Grease

God's Abundant Provisions

Ask several women to read Psalm 100:1-5 from different translations. Sing the chorus, "I Will Enter His Gates with Thanksgiving in my Heart." Play or have sung as a solo the Ray Boltz song "Seasons Change."

"Harvest moon" is the name given to the full moon that occurs nearest the autumnal equinox. In the Northern Hemisphere, this occurs on September 22 or 23. The moon rises at about the same time for several nights and shines with such brightness that farmers in northern Europe and Canada can work until late at night to take in the fall harvest.

Many times while driving in the country late at night, I have noticed farmers toiling into the darkness to bring in their crops before an anticipated storm or drought. The joy of a job completed and a plentiful harvest drives these dedicated, tireless workers.

Most of us city folk cannot relate to this particular sense of achievement, yet we benefit daily from it. In America, we can stroll down grocery store aisles overflowing with fruit and produce from all parts of the world. We can stop at roadside markets and sample fresh sweet melons, berries, jams and vegetables.

The bounty of our country is a symbol of God's provision and faithfulness. Psalm 100:5 reminds us, "For the Lord is good ... His faithfulness continues through all generations." The food we enjoy is a combination of the efforts and hard work of man and the nurturing care of God. His faithfulness has been passed down through the ages to our generation, and we are its recipients.

The next time you bite into an apple or cut into a steak, take a few minutes to think about all the people who helped to make this possible. The farmer who sowed the seed, the laborer who harvested the crop, the worker who butchered the cow, and the grocer, who brought it to your town, were all a part of the process. But above all, we need to thank the infinitely loving Creator who made it all possible.

So Long, Farewell A Trip to Austria



Decorations

Travel brochures or posters can be obtained from travel agents or pictures can be printed from the Internet. Check the following sites: www.austria.org, or <http://lcweb2.loc.gov/frd/cs/attoc.html>. Sheet music of Mozart, Schubert, Strauss or Haydn could be used as centerpieces.

Refreshments

Pastries, chocolates, cakes and apple strudel are what Austria is known for. Coffee is served in countless variations. Sausages, cheese and crackers could also be served.

Activities

Play music composed by Mozart, Schubert, Strauss, Haydn or Wagner. Ask the women to identify the composer of each piece. Invite a musician to come and play some of these composers' music. Show a travelogue film on Austria.

The Country of Austria

Austria occupies 32,378 square miles, with a population of 7,666,000. The capital is Vienna. German is the official language. About 78% of the population is Roman Catholic, 8% is Reformed Lutheran and other Christian denominations, 2% are Muslim and 12% belong to other religions.

The government is a federal republic with parliamentary democracy. The head of state is the federal president, who is elected to a six-year term. The head of the government is the federal chancellor, who is appointed by the president.

Two thousand years ago the eastern Alps were home to Celtic tribes. The Romans took over the Alps and by 14 BC they held all territory south of the Danube. From 1438 to 1804 those who ruled Austria (with one exception) held the hereditary title of Holy Roman Emperor. Austria's history has been one of wars, rebellion and uprisings until 1945, when the country finally divided into a confederation of nine *Bundeslander* or states.

Austria is bordered on the north by Germany and the Czech Republic; on the west by Switzerland and Liechtenstein; on the south by Italy

and Slovenia and on the east by Hungary and Slovakia. The Danube River is the continent's longest and historically the most important river in Europe.

Trees cover about 40% of the country. The country's central alpine region contains the tallest mountains and the largest glaciers. Because of this, many skiers from around the world are attracted to Austria.

Ernest Hemingway spent his winters in Schruns, Austria. While there he wrote the novel *The Sun Also Rises*.

Johann Strauss, the composer, was a frequent visitor to Badgastein. Vienna is the birthplace of the waltz. Salzburg is the ancestral home of Mozart. Music

festivals featuring Mozart, Strauss, Schubert, Haydn and Wagner are held in cities all over the country yearly.

Vienna is filled with palaces, churches, theaters, museums, shops and parks that draw many visitors to this beautiful country.

I Lift Up My Eyes to the Hills

My son, Mark, was a very active 3 1/2-year-old when he came down with chicken pox. The doctor told me I had to keep him quiet until his 101 degree fever broke. We had the usual assortment of Disney movies, books and music but nothing seemed to satisfy him. Out of sheer desperation I put on the movie "The Sound Of Music," not so much for him as for me. I have always enjoyed the music and the timeless story of the family Von Trapp. Believe me, I empathized with Maria, as she had to keep seven active children in line. I had only one, but I needed help.

When Maria needed help she went to the hills. David, in Psalm 121, looked to the hills to find help from the Lord. (*Read Psalms 121.*) The Lord who made the heavens and earth is concerned with our daily lives and promises the help we need to walk each day with Him. But so often we forget to include Him in our busy schedule. Prayer is often our last, desperate resort. Yet the Lord is always there, ready to step in and give aid when we call on Him.

Psalm 121 is a promise of the Lord's provision for each of us. He is the One who holds the universe together and who is constantly aware of our needs. He provides the sun and the shade by day, the moon and the stars by night. These are constant reminders of His care. The sun is always shining and the moon is always glowing, and the Lord is always ready to hear from His children. He promises to be our caretaker forever. What comfort we can gain from this Psalm.

I held Mark as we watched the movie; he grabbed his bear close to him as the story unfolded. About halfway through the movie he fell into a restful sleep. I gently laid him on the couch and slipped into the living room. I stood in front of the sliding glass doors and looked at the beautiful Santa Barbara, California hills and whispered my prayer of thanks to the Lord for His provision.

Over the next three days we watched "The Sound of Music" five times, and each time it had the same calming effect. Every time I watch the movie or I look upon the majestic mountains that surround our home I am reminded of the presence and provision of our wonderful Lord.



An Army Cup of Tea

Service—October 2003
Lt. Colonel Jeanne Voisey
Eastern Territory

Service Ideas

Plan a visit to a senior high-rise or a nursing home. The purpose of the visit is to have a tea time with the ladies. This could also be an opportunity to begin a Women's Ministry program at that facility.

In advance, ask the women to bring in different flavors of herbal tea bags, which will be made into small packets to be distributed to those whom you visit. You will need narrow pastel ribbon, plastic wrap or tissue paper and gift tags lettered with the Scripture John 7:37, "Jesus said, 'If anyone thirsts, let him come to Me, and drink.'" Have the women make up packets of three to four tea bags, wrap them in the tissue paper, tie with the ribbon and attach the Scripture card.

Responsive Scripture Reading

Leader: O Lord, You have assigned me my portion and my cup (Ps. 16:5).

Response: *My cup runneth over* (Ps. 23:5).

Leader: I will lift up the cup of salvation and call upon the name of the Lord (Ps. 116:13).

Response: *Jesus said to them, "Can you drink the cup that I am going to drink of?"* (Matt. 20:22).

Leader: And if anyone gives even a cup of cold water to one of these little ones because he is My disciple, I tell you the truth, he will certainly not lose his reward (Matt. 10:42).

Response: *Jesus said, "My Father, if it is possible, may this cup be taken from Me. Yet not as I will, but as You will"* (Matt. 26:39).

Leader: You cannot drink the cup of the Lord and the cup of demons too; you cannot have a part in both the Lord's table and the table of demons (1 Cor. 10:21).

Response: *If anyone is thirsty, let him come to Me and drink* (John 7:37).

All: *Blessed are those who hunger and thirst for righteousness, for they will be filled* (Matt. 5:6).

Games

Check the CD-ROM for a tea game and tea time trivia.

Fill My Cup Lord

William Booth, founder of The Salvation Army, said, "I like my religion like my tea—piping hot!" I don't know how you like your tea. Some prefer it with a spoonful of sugar and a little milk, others prefer lemon, while some prefer it plain. Some like it strong, some like it weak, some want honey, some even prefer it iced. Whatever way you like it, there is nothing like a good cup of tea when you need to quench your thirst.

Jesus Christ has given each of us an open invitation to come and dine with Him. He invites us to His table to be fed and to quench our thirsty soul. "Jesus declared, 'I am the bread of life. He who comes to Me will never go hungry, and he who believes in Me will never be thirsty'" (John 6:35). When I think of this, I am reminded of the little boy in the story *Oliver Twist* who held up his cup and pleaded with hungry eyes, "Please sir, I want some more." Do you hold up your cup to the Lord and pray "Please, I want some more." Do you desire to have the Lord fill your life?

Psalms 23 tells us, "You prepare a table before me in the presence of my enemies; You anoint my head with oil; my cup runs over." Often in times of crisis, we are conscious of the Lord laying a table before us. It is as if He invites us to partake of a cup of tea.

Christian author and speaker Jill Briscoe tells of when she was a little girl living in England during WWII. She remembers the frightening air raids. The loud sirens would go off, warning of another attack on their city. People ran to the nearest shelter for protection. If you were in your own home, heavy black drapes would cover the windows. It was during these times that Jill remembers her mother always putting on the kettle to make a cup of tea. She often thought how odd of her mother, making a cup of tea during an air raid. But oh, how she loved that cup of tea! Later in Jill's life, as she reflected back to those days, she figured out what her mother was doing. The tea helped everyone to calm down and quietly wait for the siren to announce it was safe to return to their normal routines.

In the hurry of our lives, we all need times of rest when we can open our hearts and minds to God instead of trying to pack them with so many things. We discover life has a way of draining us. We become poured out—physically, emotionally and spiritually and in desperate need of refilling and refreshment. The chorus "Fill My Cup, Lord" has special meaning to the thirsty heart that wants to be filled with God's love and strength.

Sometimes the cup we hold up to Him is not quite empty; it's half full with cold residues of rancid ideas or moldy attitudes or leftover values and stubborn pain. First, we need to empty the cup and allow Christ to cleanse it. This requires a willingness to turn our lives over completely to Him, seeking the forgiveness that He offers. Sometimes the cup we hold up is cracked and flawed, the gleam of the porcelain marred with imperfections. We need to remember that no matter what the polish or glaze, we are still an earthen vessel that needs to seek the Lord's filling.

If your cup is polished and dry, hold it out for the Lord's plentiful pouring. If your cup is full of the hurts and dissatisfaction, hold it up for the Lord's cleansing. If your cup is cracked and broken, hold it up for the Lord's resources are plentiful and can keep even leaky cups replenished. Our lives can be filled with "the fullness of Him who fills everything in every way" (Eph. 1:23). Come to Him as you are, cup in hand, and hold it up to receive His blessing. Then you will be able to say with David, "Surely ... my cup runneth over."



An Army Cup of Tea

Supplemental Material

An Army Cup of Tea

I've never been what you might call religious,
All them 'ymns and prayer 'ave no effect on me.

But when it comes to char,
That's a different take by far!

Oh, there's nothing like an Army cup of tea!

Oh, there's nothing like an Army cup of tea,
Oh, there's nothing like an Army cup of tea,

They produce it on the spot,
From Hong Kong to Aldershot,

Oh, there's nothing like an Army cup of tea!

Tea Time Trivia

(True or False)

- Green tea is picked when the leaves are not quite ripe and black tea when the leaves are fully ripened.
- Orange pekoe, commonly used in tea bags, is a black Indian tea with a very delicate orange flavor.
- When making a cup of tea, as soon as the tea looks dark enough it's ready to drink.
- Iced tea was invented by an Englishman in the 1800s as a new beverage for the aristocracy.
- All tea bags contain the same blend of teas. It's just the packaging and the brand names that are different.
- The tea that's in tea bags is inferior to tea that's bought loose or specialty teas you buy in gourmet shops.

Answers

All the answers are **false!**

- Green and black tea come from the same tea plant.
- Pekoe and orange pekoe are two very common and misunderstood terms. Both refer to the grade or size of a tea leaf. This tea is sweet and brisk in flavor. Orange refers to the color of the tea leaves, not the flavor.
- You should allow 3 to 5 minutes brewing time for a pot of tea. Any longer and the tea becomes bitter.
- Iced tea was introduced at the 1904 World's Fair.
- All tea bags are not the same.

One common misconception is that the generics and bargain brands are packed by the major tea companies. You will often notice a considerable difference in flavor from package to package of some bargain brands of tea bags. This is because the blend changes constantly based on what what is the cheapest tea at purchasing time.

6. Not all loose teas are superior simply because they aren't in a bag. The Lipton Company proclaims their loose tea and flo-thru tea bags are identical.

Song "An Army Cup of Tea"

The answers are in bold italics.

- ❖ The song "An Army Cup of Tea" is from what musical? (a) Jesus Folk, **(b) Take Over Bid**, (c) Tea for Two, (d) Blood of the Lamb
- ❖ Who wrote the lyrics and the music for this song? (a) Gilbert and Sullivan, **(b) John Gowans and John Larsson**, (c) Lloyd Webber and Rice, (d) Rodgers and Hammerstein
- ❖ What was the name of the character in the musical who sang this song? (a) Mary, (b) Daisy, **(c) Gladys**, (d) Susan
- ❖ When was this song written? (a) 1950s, **(b) 1960s**, (c) 1970s, (d) 1980s
- ❖ Award five points to anyone who can recite the words of the chorus and ten points for the words of the verse

and chorus. Award 15 points to anyone who will sing the chorus and 20 points for the verse and chorus.

Tea and Snack Quiz

Sandwiches

A tight squeeze	<i>jam</i>
A piano might need it	<i>tuna</i>
A scared person	<i>chicken</i>
Wobbly	<i>jelly</i>
A wicked actor	<i>deviled ham</i>
Fruit of the womb	<i>egg</i>
Mashed goober peas	<i>peanut butter</i>

Cakes

Hawaiian fruit upside-down	<i>pineapple-upside-down</i>
Heavenly	<i>angel</i>
A root vegetable	<i>carrot</i>
Brightly colored material	<i>red velvet</i>
A kind of stone	<i>marble</i>
A measurement of weight	<i>pound</i>
Part of a house and something that screws	<i>walnut</i>
Pucker power	<i>lemon</i>
A club for young girls	<i>brownies</i>

Chorus "Fill my Cup Lord"

Fill my cup, Lord;
I lift it up, Lord,
Come and quench this thirsting
of my soul.
Bread of Heaven, feed me 'til I
want no more.
Fill my cup, fill it up and make
me whole.

The Lonely Goatherd



Worship Table

Cover a small table with a brown cloth or burlap. Place a pile of rocks on the table and rest an open Bible on them. Put a lighted candle by the rocks. The worship center will help to bring to mind the desolation that David must have felt as he hid from King Saul.

Call to Worship

Ask one of the women to sing "Someone Cares," #238/792, *Salvation Army Song Book*. If you don't have a soloist, recite the song as a poem.

A Time of Sharing

Ask the women to share a time in their lives when they have experienced loneliness—a time when they felt that no one understood what they were feeling or related to their sense of abandonment.

Responsive Scripture Reading

Psalms 42:1–11 is good to read when you are feeling lonely or depressed. Use a modern translation of this Psalm for the responsive Scripture reading.

A Story of Loneliness

After lightly knocking on the door, I entered the small room. There was an elderly lady lying down, apparently asleep. She looked pale and thin. I quietly placed *The War Cry* on her nightstand and proceeded to leave the room. She opened her eyes and said, "Who are you?" I replied, "I'm from The Salvation Army and I didn't mean to wake you. I've brought a magazine for you." I pointed to where I had placed *The War Cry*. As I started to leave, she began to cry, "I'm so lonely."

I felt a pull on my heart and went back to her bedside, handed her a tissue and tried to encourage her. "You're not alone as long as you have Jesus in your heart." It was a simple statement and one I thought she needed to hear. "Oh, I know that!" She sat up and began to explain that there was no one she could talk to or share what she was going through. She told me that her name was Nina. She had only one living relative, a nephew. He was busy with his job and family and really didn't have too much time for her. Nina's pastor would come by about once a week to visit, bring her

a Sunday bulletin and pray with her. But she felt that there was no one really there for her each day.

Nina explained that no one could understand the depth of her loneliness. She was bereft of her family, her home, her livelihood and left to the ministrations of the nursing home caregivers.

The other League of Mercy workers entered the room. She asked if we would sing "Amazing Grace." Nina's face was glowing as she joined in the singing. "That was my mother's favorite song," she told us. As we stood

around her bed, we took turns praying for her and gave her a hug as we left. We never saw Nina again, but I believe we were sent to her by God to minister to her in her time of loneliness.

David's Loneliness

"David stayed in the desert strongholds and in the hills of the Desert of Ziph. Day after day Saul searched for him, but God did not give David into his hands. While David was at Horesh in the Desert of Ziph, he learned that Saul had come out to take his life" (1 Sam. 23:14,15).

David must have been feeling pretty lonely during this time of his life. King Saul was pursuing him and wanted to take his life. He was separated from his family and friends. He even felt cut off from the presence of God as he hid in fear. In Psalm 54 he prays to God to save him from his enemies. (*Read Psalm 54.*) He knows that God is the One who will sustain him. God answers his prayer and David is not left in his loneliness. "Saul's son Jonathan went to David at Horesh and helped him find strength in God. 'Don't be afraid,' he said. 'My father Saul will not lay a hand on you. You will be king over Israel, and I will be second to you. Even my father Saul knows this.' The two of them made a covenant before the Lord. Then Jonathan went home" (1 Sam. 23:16–18).

Jonathan went to David and "helped him find strength in God." He brought encouragement and friendship to him, pledging loyalty to him over his father King Saul. God had sent Jonathan at a crucial time in David's life. Just as David needed reassurance of God's love and care, so did Nina. Each of us, at one time or another in our lives, needs someone to come and strengthen us, to encourage us and remind us of God's love and care.

Some of you today may feel abandoned, desolate and isolated from all you hold dear. Just as David must have felt lonely at that time in his life, you may be longing for something more in your own life. Jonathan was the friend that David needed. The League of Mercy workers were friends to Nina when she needed them, and Jesus is here today to be your friend. Jesus will strengthen you, encourage you and remind you of His love.

Closing

At this time ask for those requesting prayer. Sing the prayer chorus, "Something Beautiful." Following the prayer, sing "All Your Anxiety," #246/605, *Salvation Army Song Book*. Take this time to pair the women as prayer partners. Encourage them to reach out to someone this week who may need a friend. Remind them that people do not have to live alone to experience loneliness. Many people are lonely in a crowd because they don't know the One who can be their strength.

All Good Gifts Around Us

Fellowship—November 2003
Captain Beverly Best
Central Territory



Decorations

Decorate with items associated with Thanksgiving: gourds, Indian corn, pumpkins. Use gold and orange tablecloths and napkins.

Refreshments

Use a theme, such as all pumpkin dishes—pie, bread and soup. Another suggestion would be corn dishes—cornbread, soup, corn—dogs, popcorn corn chips or caramel corn.

Activity

Ask the women to bring baked items, canned goods, packaged foods and fresh vegetables suitable for a Thanksgiving meal. Place these items in attractive baskets. Get suggestions from youth leaders or the social services department of families that could use some assistance this Thanksgiving. If feasible, have the women deliver the baskets as it will make the experience more personal and meaningful.

Games

Thanksgiving Menu

Have the women prepare a Thanksgiving menu. Each item must start with a letter from the word "Thanksgiving." Award a prize for the person who finishes first and another for the most balanced menu.

Day of Thanksgiving

Each woman is given a piece of paper on which are written the words "Day of Thanksgiving." They are to come up with a list of things for which they are thankful using the letters from these words. If there is a question about any word being a cause for thanksgiving, they must explain. The following are a few of the words: day, gin, hay, night, fat, fins, sand.

Craft

Check the CD-ROM for the instructions on how to make a straw hat refrigerator magnet.

Give Thanks with a Grateful Heart

Open by singing, "We Plough the Fields and Scatter," #935, *Salvation Army Song Book* or the chorus "We Will Enter His Gates with Thanksgiving" and then read 2 Corinthians 9:10–11.

Ask the women to write their answers to the following questions:

1. What sight do you enjoy? (sunset, fall leaves, the face of a loved one, fresh snow)
2. What is your favorite smell? (turkey roasting, apple pie, a baby, burning grass, the ocean)
3. What touch do you like? (satin, dad's hug, rose petals, fresh sheets)
4. Tell us your favorite sound. (children laughing, "Mommy," waves breaking on the shore, thunder)
5. What taste do you love? (chocolate, a steak, strawberry shortcake, coffee)

Once completed, have the women read their answers. If you have a large group, have them answer one question only so that each can participate.

When I think of these things, I get a very warm, pleasant, contented feeling inside. Many good memories are stirred up by these senses.

So many times, we take for granted the good gifts that God gives us. We are so concerned with our busy schedules, relationship problems and financial struggles that we don't stop and appreciate all of the blessings that are ours. Have you ever asked, "Why did God make apple pie smell so good?" "Why does He put so much detail into the smallest flower on the grand mountain?" The answer is, because He delights in giving gifts to His children.

When you purchase the perfect gift for someone you love or you make something just for them, how do you feel when they receive the gift and their eyes light up with joy? There's such an enormous sense of satisfaction. I believe that our heavenly Father is pleased when I'm thrilled by an incredible sunset. I believe He laughs with joy when my daughter almost knocks me off my feet with a great big hug! How would you feel if you went to great expense or trouble with a gift and then the person you were giving it to ignored or rejected it? I know that I would feel hurt and perhaps even angry. How do you think the Lord feels when we ignore the incredible things that He gives us each day?

While Corrie ten Boom, the woman from Holland who hid and protected scores of Jews during World War II, and her sister, Betsy, were in a concentration camp, they thanked the Lord for the fleas that had infested their barracks. Because of the fleas, the guards wouldn't go into the barracks and the women could worship the Lord undetected. Most of us will never know this kind of persecution, but do we give thanks in all situations?

Life can become overwhelming at times, but the practice of being thankful will actually lighten our load. Most importantly, we must daily thank God for His gift of eternal life through our Lord Jesus Christ. "For God so loved the world that He gave His one and only Son, that whoever believes in Him, shall not perish but have eternal life" (John 3:16). Why did God send His son? Because He loves us.

When you give thanks, it is a gift to yourself. It is then that you will begin to realize the immeasurable love the Father has for you, His child. Let us give thanks to God for all of His blessings by singing in closing "Give Thanks With a Grateful Heart."

All Good Gifts Around Us

Supplemental Material

Straw Hat Turkey Refrigerator Magnet

You will need the following supplies:

- 2" mini straw hat
- felt material in the following colors: brown, tan, red and yellow (construction paper can be substituted for the felt)
- 2 plastic eyes
- glue gun
- 2" magnetic strip
- 9" of 1/8" ribbon

Using the templates below, cut out the turkey's body parts. Attach the tail feathers to the back of the tail, overlapping them and alternating the colors. Glue the tail to the top half of the hat, around the crown. Attach the wings to both sides of the hat, flush with the crown. Glue the feet to the underside of the hat, at the bottom. Glue the face pieces and eyes to the crown of the hat. Place a small bow under the face. Attach a magnetic strip to the back of the finished turkey.



Turkey Template



Tail—Cut 1 from gold felt



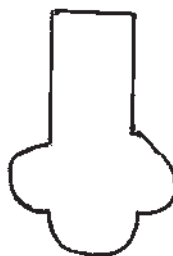
gobbler—red felt



Beak—yellow felt



Wings—cut 4, (2 tan and 2 brown)



Feet— cut 2 from yellow felt



Tail Feathers—Cut 10, (3 brown, 3 tan, 3 yellow and 1 red felt)

Sing the Wondrous Love of Jesus



Decorations

Tape a banner on the wall lettered "Burst into jubilant song with music" (Psalms 98:4); add large music notes. Ask one or two women to decorate the tables using a music theme. Award prizes for the most beautiful, original and unusual. To set the mood, play background music as the women arrive and leave.

Program Ideas

Praise & Worship

Sing songs of praise to the Lord. Use an overhead projector for the words. Some suggested songs are: "This Is My Father's World," #42; "How Great Thou Art," #993; "Sing the Wondrous Love of Jesus" #892; "Why Should Life a Weary Journey Seem," #400, *Salvation Army Song Book*. If you don't have a pianist, choose songs from the *Hallelujah Chorus Books*, Central Territory and use their accompaniment CDs.

Bible Drill

Divide your group into teams. The first person to find the reference given stands, reads it and is awarded a point for her team. Bibles should be closed between the verses. Choose Scripture that references songs, singing or praise. Following are some suggestions: Exodus 15:1; Judges 5:1; Deuteronomy 31:30; Exodus 15:20; Isaiah 44:23; Psalm 40:3,4; Isaiah 51:11; Psalm 33:1-3; Psalm 100:1,2; Ezra 3:10,11; Revelations 15:2-4; Revelations 14:2,3; Nehemiah 12:27. Check your concordance for other verses.

Favorite Singers

Ask women to bring in tapes and CDs of their favorite songs. Play a few bars and ask them to share why they like the singer or the song.

Musical Groups

Invite a barbershop quartet, a gospel

quartet, a school choir or madrigal group to provide a musical program.

Video

Show a part of one of the Gaither "Homecoming" or "Voices" videos. Check their web site for further information at www.gaithermusic.com.

The Singers Came First

Read Psalm 68: 4,24-26. This Psalm was written by David, the director of music, perhaps for use in a procession or parade. In front are the singers, after them the musicians and the maidens playing tambourines. This passage of Scripture intrigued me and caused me to speculate about the musicians. Why did the singers come first in the procession? I suspect it was so their words could be heard. Words are very important in singing. Choirs and soloists spend hours practicing the pronunciation of words so they can be understood. If the words can't be understood, we may appreciate the musical sounds, but the message of the song is missing.

Why were the singers separated from the musicians? Were they not considered musicians? Webster's dictionary defines "singer" as one who produces musical tones with the voice, whereas a "musician" is a composer, conductor or performer of music. When my husband and I were stationed as corps officers in Georgia, the board members of a gospel choir came to meet with us. The president introduced each person. When she came to one gentleman, she introduced him as "the musician." I assumed that he was the only singer in the group. Later that evening, when they asked if they could sing for us, I found that the "musician" was the only one who had actually studied music. The others all sang wonderfully, but he was who they considered as the musician. Singing doesn't require the securing of an instrument or even lessons. Scripture tells us we are to "Make a joyful noise unto the Lord" (Ps. 100:1 KJV). This must be the first step in singing praises to God.

Did Jesus sing? Although there don't seem to be any direct references in the Scripture to substantiate it, we suspect that He did. Why? Because music, especially vocal music, played a vital role in Israel. As a religious ceremony, vocal music first appears in Exodus 15:1,20,21, in the antiphonal (responsive) song led by Moses and Miriam in celebration of the passage through the Red Sea. Another responsive song is found in Psalm 136 and in 1 Samuel 18:6,7.

In ancient Israel, singing was symbolic of joy (Neh. 12:27; Isa. 44:23 and 51:11). When Solomon dedicated the Temple, all the Levites who were musicians, accompanied by 120 priest sounding trumpets, stood on the east side of the altar. They were joined by singers who "as with one voice, to give praise and thanks to the Lord ... raised their voice in praise" (2 Chron. 5:12,13). 1 Kings 4:32 indicates that Solomon was a prolific songwriter, having written "a thousand and five" songs.

Songs are often used for teaching. In the movie "The Sound of Music," Maria taught the von Trapp children the song "Do-Re-Mi." In this way they learned the musical scale. Once they knew "Do-Re-Mi," they could sing most anything! As a child, I learned the books of the Bible by singing them to a tune. Today, we sing choruses whose words are taken right out of Scripture. What an easy way for us to memorize God's Word!

Today may "He put a new song in my mouth, a hymn of praise to our God. Many will see and fear and put their trust in the Lord" (Ps. 40:3,4).

Give Thanks with a Grateful Heart

Service—November 2003
Lt. Colonel Isa McDougald
National Headquarters



Worship Center

Place an open Bible on a small table, covered with a cloth in fall colors. You will need an empty cornucopia to which fruit will be added during the program.

Service Project

The Thanksgiving program that follows could be adapted for use in a nursing home. At the end of the program give fresh fruit to the residents.

Thanksgiving Program

Acrostic on the Word "Thanksgiving"

As you mention the letters, write them on a flip-chart. Fruit should be added to the cornucopia as indicated.

Thanksgiving—Chorus "Give Thanks," *Hallelujah Chorus Book*, #4, Central Territory

Horn of Plenty—The Horn of Plenty on our table represents the abundance that we enjoy as Americans. Let us remember to thank God for His blessings to us. Open in prayer. (*Place a piece of fruit in the cornucopia.*)

A Psalm of Praise—Read Psalm 100 (*Add more fruit.*)

Now "Count Your Blessings"—Song #396, *Salvation Army Song Book*

Knowing How It Began (*Add more fruit.*)

The first Thanksgiving was celebrated less than a year after the Plymouth colonists had settled in the new land. The first winter in Massachusetts had killed nearly half of the members of the colony. New hope grew in the summer of 1621 and Governor William Bradford proclaimed that a three-day feast be held. On July 30, 1623, he decreed the first official Thanksgiving Day, which was to be set aside for the special purpose of prayer as well as celebration. The custom of Thanksgiving Day spread from Plymouth to other New England colonies. During the Revolutionary War eight special

days of thanks were observed. On November 26, 1789, President George Washington issued a general proclamation for a day of thanks.

Scripture Reading—Responsive

Giving—A thanksgiving offering to be sent to the Cadets

Introducing Those Who Gave Thanks—Bible Quiz, Questions are found on the CD-ROM (*Add more fruit.*)

Vocal solo or sing the chorus, "Thank You Lord for Saving My Soul"

I Thank God For ... participation by the women with sentences of thanks and praise to God

Needs—Devotional "Meet My Need, Lord"

Gratitude Expressed to God—Poem "Thanksgiving Prayer for Tears"

Responsive Scripture Reading

Give thanks to the Lord, call upon His name, make known among the nations what He has done (1 Chron. 16:8).

It is good to praise the Lord and make music to Your name, O Most High (Ps. 92:1).

Let us come before Him with thanksgiving and extol Him with music and song (Ps. 95:2).

Give thanks to the Lord, for He is good: His love endures forever. (Ps. 106:1).

Sing and make music in your heart to the Lord, always giving thanks to God the Father for everything (Eph. 5:19,20).

Give thanks in all circumstances, for this is God's will for you in Christ Jesus. (1 Thess. 5:18)

But thanks be to God! He gives us the victory through our Lord Jesus Christ (1 Cor. 15:57).

Thanks be to God for His indescribable gift! (2 Cor. 9:15).

Thanksgiving Prayer For Tears

If there were never any tears, would I truly appreciate the laughter?

If there were never any pain, would I appreciate its absence?

If there were never any winter, would I be grateful for the spring?

If there were never any valley, would I stand in awe of the majestic mountain?

If there were never any darkness, would I thank You for the light?

Thank You, Lord, for everything—yes, even for the rich "treasures of darkness!"

Karen Satterlee

Printed in *The War Cry*, November 18, 1978

Meet My Need, Lord

The story of Jesus healing the ten men with leprosy is familiar to most of us. They were men with great needs—to be healed. When only one of the ten lepers came back to thank Jesus, He asked, "Were not all ten cleansed? Where are the other nine? Was no one found to return and give praise to God except this foreigner?" (Luke 17:17,18). Not only was this man a leper, he was also a Samaritan—a race despised by the Jews. Yet, he was the only one who returned and thanked Jesus.

How thankful are we as Christians for all that God has given to us? Many times our prayers are filled with petitions rather than praise and expressions of thanksgiving to God. When a loved one or we are ill, we pray to God for healing. That is how it should be. But do we always remember to thank God when or if healing comes? Are we like the one leper who thanked Jesus, or are we like the nine that were healed and didn't return to give thanks?

Thanksgiving is a time that has been set aside when we as a nation should be giving thanks for the many blessings we have as Americans. Unfortunately, Thanksgiving for many is just a time for the family to get together, eat a turkey dinner and watch a football game on TV.

When your family gathers together this Thanksgiving, take time to thank God for His blessings to each of you.

Give Thanks with a Grateful Heart

Supplemental Material



Game

Introducing Those Who Gave Thanks

1. I gave thanks for my grandmother, Lois and my mother, Eunice.

Timothy

2. I thanked God for saving my family when everyone else perished in a great flood.

Noah

3. I had an army of 32,000, but God told me to take only 200 men armed with trumpets, pitchers and lamps to win a great victory.

Gideon

4. I was a might man of valor, captain of the host of the King of Syria. I had leprosy until the prophet Elisha told me to dip in the river Jordan seven times.

Naaman

5. I prayed for a son. When God gave him to me, I lent him back to the Lord for service in the temple.

Hannah

6. I was a blind beggar who lived near Jericho. I asked Jesus to have mercy on me and he gave me back my sight.

Bartimaeus

7. I hated all followers of Jesus. On the road to Damascus He spoke to me and I became His follower.

Paul

8. God led me to a new land and gave me a son in my old age.

Abraham

9. God provided food for my mother-in-law and me through the generosity of Boaz.

Ruth

10. God spared my life when I was a baby by having my mother hide me in a basket in the river.

Moses

11. When I prayed to God, they threw me in the lions' den, but God shut the lions' mouths.

Daniel

12. God used me in a special way to bring His Son into the world.

Mary

13. Although I disobeyed Him, God had work for me to do and provided an escape for me by using a big fish.

Jonah

14. God helped me to kill a lion, a bear and then a giant.

David

Forget the Complaints—Give Thanks

By Abigail Van Buren

Dear Readers:

Can you believe it's Thanksgiving again ... so soon?

A few years ago I wrote a column especially for Thanksgiving, and it was so well received that I was asked to repeat it. Now it's become a tradition. So, here it is again with a few minor changes:

On this Thanksgiving Day, take a few minutes to think about what you have to be thankful for.

How's your health? Not so good? Well, thank God you've lived this long. A lot of people haven't. You're hurting? Thousands—maybe millions—are hurting more. (Have you ever visited a veterans' hospital? Or a rehabilitation clinic for crippled children?)

If you awakened this morning and were able to hear the birds sing, use your vocal cords to utter human sounds, walk to the breakfast table on two good legs and read the newspaper with two good eyes, praise the Lord! A lot of people couldn't.

How's the pocketbook? Thin? Well, most of the world is a lot poorer. No pensions. No welfare. No food stamps. No Social Security. In fact, one third of the people in the world will go to bed hungry tonight.

Are you lonely? The way to have a friend is to be one. If nobody calls you, call them. Go out of your way to do something nice for somebody. It's a sure cure for the blues.

Are you concerned about your country's future? Hooray! Our system has been saved by such concern—concern for honesty in government, concern for peace and concern for fair play under the law. Your country may not be a rose garden, but it also is not a patch of weeds.

Freedom rings! Look and listen. You can still worship at the church of your choice, cast a secret ballot and even criticize your government without fearing a knock on the head or a knock on the door at midnight. And if you want to live under a different system, you are free to go. There are no walls or fences—nothing to keep you here.

As a final thought, if you've never said grace at your table, do it today.

And if you are accustomed to saying grace, this time, instead of having an adult recite it, let a child lead the rest.

First, everyone at the table should hold hands.

Here is my Thanksgiving Prayer, which I offer not only once a year, but on every occasion when grace is recited at my table. You are welcome to use it:

"O, heavenly Father: We thank Thee for food and remember the hungry. We thank Thee for friends and remember the friendless. We thank Thee for freedom and remember the enslaved. May these remembrances stir us to service, That Thy gifts to us may be used for others. Amen."

Have a wonderful Thanksgiving and may God bless you and yours.

As seen in a DEAR ABBY column by Abigail and Jeanne Phillips. © UNIVERSAL PRESS SYNDICATE. Reprinted with permission. All rights reserved.

Worship—Novembert 2003
Captain Deanna Gilliam
Southern Territory

Prayer Gently Lifts Me



Program Emphasis

Prayers for peace are frequently offered but not always understood or put in context of present and real situations. This program will guide you through Psalm 122:6–9, a prayer for peace in the Middle East.

Arrangements

Divide the women into four groups with a facilitator for each group. Set up prayer stations around the room with comfortable seating where the women can talk quietly together. Allow 5 to 10 minutes for prayer at each station.

Program Outline

Welcome
Opening Prayer
Chorus #94, "Prayer Gently Lifts Me,"
Salvation Army Song Book
Scripture Reading
Psalm 122:6–9, Hebrews 12:22–24
Devotional—*World Peace*
Prayer Groups
Vocal Benediction

Prayer Stations

Prayer Station One

Focus: Pray for the Middle East

Look in the newspapers or on the Internet for information concerning current events in the Middle East. The Internet address for the Jerusalem Christian Review is www.securesite.net/ss2ad and the Jerusalem Post's is www.jpost.com. Pray for the current situation in Israel and Palestine. Ask that the Lord give wisdom to the leaders of these countries.

Table: Place photos, maps and items depicting this area on a small table.

Prayer Station Two

Focus: Prayer for the Church

Pray for the protection and security of all believers. Ask for peace and unity among Christians despite their theological differences. Pray for those Christians who are facing persecution. Pray that we will be a witness for the Lord to all unbelievers. Pray for all of the programs within your corps. Pinpoint specific needs for unity within your women's ministry group.

Table: Display photos of corps program and the people involved in these programs.

Prayer Station Three

Focus: Prayer for the "New Jerusalem" and the Lord's return.

Print Revelation 22:20 on a card. We have the assurance that Christ will return. Pray for that day and that we will be ready. Pray for those who do not know the Lord as their Savior.

Table: Display a mirror to remind the women that they must be ready for the Lord's return. What will He see in me when He returns?

Prayer Station Four

Focus: Personal Prayer Closet

Encourage the women to kneel and pray alone. Provide the following questions for them to meditate on:

- ❖ What does prayer mean to you?
- ❖ What does peace mean to you?

❖ Examine your heart and ask God to give you peace for a situations in your life.

❖ Ask Him to give you a specific prayer challenge and the courage to take it.

Vocal Benediction

Sing to the tune of Edelweiss

May the Lord, Mighty Lord
Bless and keep you forever.
Grant you peace, perfect peace
Courage in every endeavor.
Lift you eyes and see His face
Know His grace forever.
May the Lord, Mighty Lord
Bless and keep you forever.

Author Unknown

World Peace

"What is one thing you wish for the whole world?" the pearly toothed host asked. With an equally exquisite smile the Miss Universe contestant answered, "World Peace," and so did the other ten contestants. We laugh at how comically that scene is often depicted in movies and yet the cry of every Christian ought to be for peace. It is within the context of peace, which comes with complete trust in God's power, that God does miraculous works among us. The Psalmist had it right when he penned the words to our text, Psalm 122:6–9.

In 2 Chronicles 6:6, we read that God set apart the city of Jerusalem to be His dwelling place among His people. "I have chosen Jerusalem for my Name to be there, and I have chosen David to rule my people Israel." David, in Psalm 122, was pleading for the peace and safety of that city and those who dwelled within its walls. That prayer is as powerful for us today as it was then. As Christians, we are citizens of the heavenly Jerusalem right now; because Christ rules our lives (see Heb.12:22–24). The ultimate rewards and reality of the heavenly Jerusalem are depicted in Revelations 21.

How then can we pray? We can pray for the physical city of Jerusalem and all people who live in the Middle East. The political climate there is such that many believe that Christ's return is close at hand. We can also pray that God's Church on earth will be kept safe and secure until His return and that each of us will be faithful.

We hear stories about Christians being persecuted for their beliefs. Remember to pray for them and for the work of The Salvation Army in those countries. We can pray for peace within our churches here in America and for the people that make up the Church. Pray that it would be marked by humility and unity. Praying for peace is often elusive to many of us. It's something we all want but we find it hard to make it personal.

Today we are going to take a prayer challenge by praying through Psalm 122 in the prayer stations located around the room. Spend time talking about the issues or challenges that you will find written on cards at each station. You will be praying together and alone for these concerns.



Decorations

Hang silver paper wedding bells of different sizes in strategic places in the meeting room. If you can't find silver bells, spray paint white bells. Drape the bells with silver icicle strands. For a more elaborate look, add strands of electric icicle lights among the bells.

Cover the tables with icy blue cloths. Silver pillar candles with silver bells make attractive centerpieces. You can make the bells from gray poster board covered with silver glitter. Scatter silver icicles around the candles and finish off with a festive bow.

Refreshments

Bake sugar cookies in the shape of bells decorated with silver candy decors. Serve individually wrapped slices of ice cream made to look like a bell, or other Christmas symbols, which are usually available during December.

Games

The Music of the Season

Each line below is from a Christmas song. Can you name the song? As they give the answers, have the group sing that verse. You will find all of the songs in *Carolers Favorites*, The Salvation Army, Eastern Territory.

1. In Bethlehem, in Jewry, This blessed Babe was born
2. God's Son for a gift has been sent you this night
3. Ris'n with healing in His wings
4. With their eyes all a-glow will find it hard to sleep tonight
5. When with the ever circling years shall come the time foretold
6. Why your joyous strains prolong?
7. Leading onward, beaming bright;
8. And on ev'ry street corner you hear
9. The King of Kings salvation brings ... this is Christ the King whom shepherds guard
10. When the angels sang, proclaiming Thy royal decree
11. How Jesus the Savior did come for to die
12. Misfortune seem'd his lot
13. So God imparts to human hearts the blessings
14. A berry, as red as any blood

Silver Bells

Fellowship—December 2003
Major Evangeline Howard
Central Territory

15. God with man is now residing
16. And the children say he could laugh and play

Answers: 1. God Rest Ye Merry, Gentlemen; 2. O Come Little Children; 3. Hark! The Herald Angels Sing; 4. Chestnuts Roasting on an Open Fire; 5. It Came Upon a Midnight Clear; 6. Angels We Have Heard on High; 7. As With Gladness; 8. Silver Bells; 9. What Child is This; 10. O Come to my Heart Lord Jesus; 11. I Wonder as I Wander; 12. Jingle Bells; 13. O Little Town; 14. The Holly and the Ivy; 15. Angels from the Realms of Glory; 16. Frosty the Snowman

Silverware Symphony

Using the tune "Silver Bells," add percussion with the following:

1. Knife in right hand; 2. Fork in left hand; 3. Two empty hands for clapping; 4. Solid surface; 5. Pucker power whistle
- | | |
|------------------------|----------|
| Knife on fork | 6 counts |
| Knife on solid surface | 6 counts |

- | | |
|------------------------|-----------|
| Knife on fork | 6 counts |
| Knife on solid surface | 6 counts |
| Knife on fork | 6 counts |
| Knife on solid surface | 6 counts |
| Clap | 12 counts |
| Whistle the tune | 12 counts |
| Knife on fork | 12 counts |
| Whistle the tune | 12 counts |
| Clap and whistle | 12 counts |

O Christmas Tree

Divide into teams depending upon the size of your group. Each team will need the following: a pair of dice; a glue stick; a cut out paper Christmas tree about 2 feet tall; cut out ornaments numbered as follows: 2—Star; 3—Santa; 4—Stocking; 5—Snowman; 6—Present; 7—Snowflake; 8—Bell; 9—Angel; 10—Candle; 11—Gingerbreadman; 12—Candy cane.

The object is to decorate the Christmas tree by rolling the dice to indicate which ornament to put on the tree. The team that gets all the ornaments on the tree first wins.

Ring the Bells of Heaven

What a beautiful sound is heard throughout the area where a church bell peals forth the glad tidings of the birth of Christ. In medieval times, it was believed the devil died when Christ was born. On Christmas Eve, the bells tolled a mournful sound until midnight, when they changed to a joyful peal, announcing the birth of Christ. Over the centuries, the significance of the bell has grown and has become a common and important Christmas symbol.

Jay Livingston and Ray Evans wrote the Christmas song "Silver Bells." It expresses the joy and happiness of the Christmas season as people prepare for the day of celebration. In the city, the ringing of the bells on the street corners seemed to be the certain sign that it would soon be Christmas day. Isn't it great to think that we in The Salvation Army with our bells are a part of that particular preparation for Christmas?

Just what is the message of the silver bell? Silver is one of the elements of earth that is a very precious commodity. In Scripture, starting from the Old Testament through the New, silver is a symbol of the redemptive work of the Lord Jesus. In the tabernacle it was used to foretell the work of redemption that was to come. In the New Testament, thirty pieces of silver was the cost of a slave, the price of redemption. It was the price that Judas was paid for betraying Christ.

"And suddenly there was with the angel a multitude of the heavenly host praising God, and saying, Glory to God in the highest, and on earth peace, good will toward men" (Luke 2:13,14). Why this visitation of angelic beings, this jubilant singing, this praising of the most Holy God? Why the ringing of silver bells today? Christ was born! Emanuel—God with us! Our Lord, the Redeemer of mankind, through whom we can know forgiveness of sin, has come in human flesh, to dwell among us to be our Savior and our friend. Let the bells ring forth!

Magnificat



"And Mary said, 'My soul doth magnify the Lord. And my spirit hath rejoiced in God my Savior'" (Luke 1:46,47, KJV).

Bible Study

Read Luke 1:46–56, which is often called the Magnificat—Mary’s song of joy and praise. It is felt that this joyful song was not only inspired by the Holy Spirit but was influenced by the Scripture that she would have known due to her faith and upbringing as a Jew.

Divide the women into small groups so that more can participate. Compare Luke 1:46–56, column one, with the Old Testament Scripture in column two. Conclude this time by discussing: Has the Holy Spirit ever given you a Scripture verse during a time of crisis or joy? Please share your story.

Luke 1:46–55	Old Testament
My soul glorifies the Lord and my spirit rejoices in God my Savior—verse 46, 47	1 Samuel 1:2; Psalm 34:2; Psalm 35:9; Isaiah 61:10; Isaiah 12:2
He has been mindful of the humble state of his servant—verse 48	1 Samuel 1:11; Psalm 138:6
For the Mighty One has done great things for me—verse 49	Psalm 71:19; Psalm 126:3
Holy is His name—verse 49	1 Samuel 2:2; Psalm 99:3; Psalm 111:9
Covenant promises of God to the nation of Israel—verses 50–55	Psalm 98:3; Psalm 103:17,18; Psalm 118:15; Genesis 17:7

Mary, the Handmaid of God

Scripture doesn’t tell us much about Mary’s early life. We do know that she lived in the town of Nazareth, in the hills of Galilee, where many Jews lived. Water was scarce, and locusts and field mice spoiled the crops. Just surviving was a struggle. Mary would have lived in a small family house of stone and mud-bricks. Her time would have been occupied by grinding wheat and barley into flour, preparing meals, baking bread, feeding animals and making clothing. Every day she would have carried a large jar of water from the town well for her family’s washing and cooking. The well in Nazareth that supplies water today is known as “Mary’s Well.” Living in a small village she would have known the joys and sorrow of the life of that community—births, marriages and deaths. During Mary’s time, the land was governed by Rome. However, being a descendant of King David, she would have been taught that God had given the land to her people and that God would send a Messiah who would free them from oppression. In this society, men were important, while women could only make their mark as wives and mothers.

Scripture tells us that Mary was engaged to be married to Joseph of Nazareth, a carpenter. He would have been chosen for her by her parents. She was probably a young woman of about sixteen years of age when promised to Joseph. After the formal engagement ceremony, she would have waited a year before living with him as his wife. But God had other plans, and something miraculous happened.

We can only imagine the emotions that must have churned in Mary when the angel of the Lord told her she would conceive a son by the Holy Spirit and that this child would be the promised Messiah. How was she going to explain this to Joseph? Would he believe her? She must have been painfully aware of her situation as an unwed mother. However, in Luke 1:38, we are told she willingly and graciously submitted to the will of God for her life.

The angel’s visit went unnoticed by the people of Nazareth, and daily life continued as usual in the village. Their view of Mary would have remained unchanged. She was just a young girl who was engaged to be married to Joseph, the carpenter. No one knew that she faced the possibility of divorce, as the child she was bearing was not Joseph’s. If he rejected her, it would have brought shame to her family. But God spoke to Joseph. “An angel of the Lord appeared to him in a dream and said, ‘Joseph son of David, do not be afraid to take Mary home as your wife, because what is conceived in her is from the Holy Spirit’” (Matt.1:20).

It was only natural for Mary to seek the counsel of an older, trusted woman, and Scripture indicates that she went to see her cousin. Luke 1:41 tells us an amazing thing occurred when Mary greeted Elizabeth; the baby leaped inside her womb. She was filled with the Holy Spirit. “In a loud voice she exclaimed: ‘Blessed are you among women, and blessed is the child you will bear! But why am I so favored, that the mother of my Lord should come to me?’” (Luke 1:42,43). Mary’s reply to Elizabeth is a spontaneous, eloquent outpouring of joy and praise. Luke 1:46–55 records her words. This is known as the “Magnificat,” from the Latin word that begins this portion of Scripture, “My soul magnifies the Lord.” One of the most outstanding things about this outpouring of praise is that it is filled with Scripture from the Old Testament. It reveals that Mary’s heart and mind were saturated with the Word of God. Mary knew the God of Israel in a personal way. It shows her heart. Another characteristic that shines through is her deep sense of humility. Her soul magnifies the Lord, her spirit rejoices in God. She undertakes her future as the vessel bearing God’s only Son with humility, grace and joy—the handmaid of God.

The Stars are Brightly Shining

Service—December 2003
Major Elizabeth A. Butts
Eastern Territory

Worship Center

Place a box on the table large enough to hold all the items that will be brought for the cadets at The Salvation Army College for Officer Training. Place cut out star shapes around the box. Attach one large star to the box with the words "You're a Star" written on it.

Service Ideas

Prepare care packages for the cadets and their children. Some suggestions for items are: black socks, off-black nylons, books, stamps, coloring books, games, homemade cookies and candy. Prepare enough "You're a Star" blocks to send along with the care package for each cadet and their children.

"You're a Star" Blocks


To cut down on expenses, ask the women to bring 100% cotton Christmas fabric for this project.

You will need the following materials:

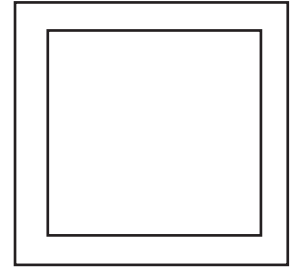
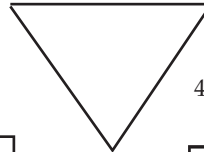
- ★ Two 6" squares of Christmas fabric
- ★ One 5" square of contrasting Christmas fabric
- ★ Yellow fabric for the star—the base is 5" across, the sides are each 5"
- ★ Fusible web like Wonder Under®

1. Cut two pieces of fabric into 6" squares.
2. Cut the second contrasting fabric into a 5" square.
3. Fuse these two pieces together using the Wonder Under®.
4. Cut two pieces of the yellow fabric into triangles as per the pattern. Fuse the first triangle onto your 5" square. The point of the triangle should be centered at the bottom of the 5" square.
5. Fuse the second triangle on top of the first, with the top point being centered at the top of the 5" square.
6. Stitch around the star shape to give that quilted look.
7. Place the second 6" square right side down. Place a piece of fusible web next and then place the completed star, block face up, on top of the first square. Fuse these together and trim if necessary.
8. On the outside border of the block write the words "You're a Star" with fabric paint or a permanent fabric marker.
9. Finish off the four edges with a buttonhole stitch or trim with pinking shears.

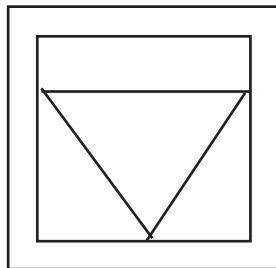
Block Pattern



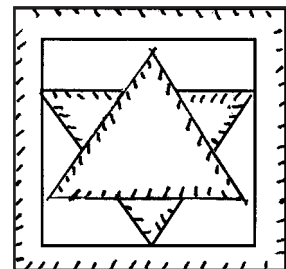
1. Cut two 6" squares
2. Cut one 5" square



3. Fuse the 5" square onto the one of the 6" squares



5. Fuse one triangle onto the 5" square



4. Cut two yellow triangles, 5" on each side

6. Using a buttonhole stitch, quilt all around the star.

7. Fuse the second 6" square onto the back of the quilt block.

You're a Star

When I was six years old my grandfather died. Though I was very young, he was a significant person in my life. To lessen my loss, my mother told me that the first and brightest star that I saw each night was Grandpa's star, and that he would always be there to brighten my life. Though many decades have passed, there is a little part of me that still believes that story.

Matthew 2:2 says "Where is the One who has been born King of the Jews? We saw His star in the East and have come to worship Him." Imagine, these wise men had spotted the biggest and brightest star—the Jesus star, a star that would lead them on a long journey. They knew the brightness of that star would change their lives, and so in awe they welcomed a great light. They followed the star that shined in the darkness and they came to worship Him.

Second Peter 1:19 says in reference to Jesus, "And we have the word of the prophets made more certain, and you will do well to pay attention to it, as to a light shining in a dark place, until the day dawns and the morning star rises in your hearts." Christ is the light that shines in the darkest night! Christ is the Morning Star!

As we follow Christ, we must reflect His light in the darkest corners of life. We must penetrate the darkest places—by the offering of a warm drink to a cold person or an embrace to an unloved child. We all step into corners where we might be the first and brightest star to shine. So be a star! Shine first and shine bright!

Close by singing "Brighten the Corner" #206, *Songs of Salvation*.

—Major Bonnie Kirk

Hark the Herald Angels Sing

Worship—December 2003
Captain Christina Branscum
Southern Territory



Worship Center

Cover a small table with a white cloth. Place poly-fill, to represent clouds, and star sparkles on the table. Add figurines of angels singing or playing instruments.

Worship Service Outline

The Song of Christmas Greetings

Welcome—explain that the purpose of this program is to worship God through the music of Christmas.

Movement I—The Prelude

Call to worship—play instrumental music as one of the women reads the words from the song “From Heaven Above,” *Christ in the Carols, Christopher and Melodie Lane* or “A Child This Day is Born,” #74, *Salvation Army Song Book*.

Movement II —The Fanfare

Congregational Song—“Joy to the World,” #84, *Salvation Army Song Book*.

Movement III—The Verse

Scripture Reading—Isaiah 9:6,7 and John 1:14

Movement IV—The Interlude

Poem—*New Baby in the House*

Did she long to entertain them—
the guests who came to call?

Coffee or tea for the Magi?

A seat by the fire for the shepherds?

A sweet for the mythical
drummer boy?

Would she have liked new carpet,
ornaments to delight her
visitors’ eyes?

She had but straw and a mystical
star—the work of Another’s hand.

Christmas was a solitary vigil for
Mary who “pondered all those things,”
not slighted that her guests
had eyes only for the Child
of Christmas.

—Marlene Chase

Movement V —The Aria
Solo, duet, trio or quartet—“Glory in the
Highest,” #80, *Salvation Army Song Book*.

Movement VI—Vespers
Devotional
“Glory to God In the Highest”

Movement VII—The Anthem
Closing Song—“Hark the Herald Angels
Sing,” #82, *Salvation Army Song Book*.

Movement VIII—Postlude
Benediction

Glory to God

Use your imagination as you witness the angels’ visit to the shepherds announcing the birth of Jesus that first Christmas. Pretend that you were one of those shepherds out on the hillside that night. Read Luke 1:8–15.

For this musical performance, the stage and the lighting are very simple. It is night and the shepherds are watching their sleeping sheep to be sure no harm will come to them. The night is quiet except for the musical sounds of the insects. An angel appears. The brightness fills the whole night sky. It is brighter than the sun during the day. The shepherds have never seen an angel and they freeze in their tracks. Their jaws drop and their eyes bulge. These shepherds are not a little scared or nervous, they are petrified. The angel, seeing the fear on their faces, tries his best to comfort them and says to the shepherds, “Hey guys, it’s okay. There is no reason to be afraid. Have I got great news for you. You’re gonna want to hear what I have to say, so listen, please (paraphrase).”

The drama is unfolding before our eyes. Can you feel the excitement? God has been planning this moment since the beginning of time. But before the angel makes his big announcement, peek with me behind the curtain of the starry night sky. As we pull back the curtain, there are thousands and tens of thousands of beautiful angels, just waiting for the cue to come on stage. They have rehearsed their lines for a long time and finally the great moment is nearing. The angel at the center stage announces to the shepherds the greatest news ever given, “Today in the town of David a Savior has been born to you; He is Christ the Lord. This will be a sign to you: You will find a baby wrapped in cloths and lying in a manger” (Luke 2:11,12).

When the graduate receives his diploma, the band plays “Pomp and Circumstance.” The pianist plays “The Wedding March” as the bride comes down the aisle. You sing a lullaby when you put a child to bed. When you turn one year older, your family and friends sing, “Happy Birthday.” When God chose to announce the birth of His Son, Jesus, the angels heard their cue; they filled the sky and began singing praises to God.

Luke 2:14 tells us that the angels sang, “Glory to God in the highest, and on earth peace ...” From the beginning God’s plan was to allow the hidden glory of His nature to be seen. The incarnation of Jesus Christ would also give the opportunity to reconcile us to God and to each other. The message in the music of the angelic choir was not only to glorify God but it also spoke of peace for all. Throughout human history we have been at odds with God and with each other. The angels knew that the Babe born in the manger would one day reconcile men and women with their Maker and open the way for peace.

Do you hear the sound of music coming from the angelic choir? The same message they sang over two thousand years ago, they sing to us today. “Glory to God in the highest and on earth peace to men on whom His favor rests” (Luke 2:14).



Blue Suede Shoes

Refreshments

Ask the women to prepare lunches for every member of her family who will be in attendance. These should be attractively arranged in shoeboxes. Number the boxes and then write the same numbers on slips of paper to be drawn by the participants to determine which lunch they will enjoy. Prepare a couple of extra lunches for those who forget to bring one. To use this as a fundraiser, have the participants bid on the box lunches.

Activities and Games

These activities and games should be played in family groups or by tables.

My Favorite Shoes

Instruct everyone to wear his or her favorite shoes to the festivities. Ask them to share why these shoes are their favorite, where they got them and how old they are.

Whose Feet are These?

Choose a number of people to stand behind a curtain with only their feet showing, without their socks and shoes. Pin a number on the curtain above the feet. The winning group is the one who can identify the most feet.

Find the Shoes

From red and white construction paper cut out the outline of shoes or feet. Hide them around the room. When the hunt is over, the shoes are counted. At that point they are told that the red shoes are worth 5 points, but the white shoes count as 2 points against them.

Sandals in the Bible

✿ What group of people were told to eat a meal with their sandals on their feet and why were they so instructed? **(The children of Israel, so that they could leave Egypt quickly. Exodus 12:11)**

✿ Who tried to trick Joshua into making a treaty with them by wearing old clothes and patched sandals? **(The people of Gibeon. Joshua 9:3–13)**

✿ An angel said, “Put on your clothes and sandals.” To whom was he speaking and where was that person at that time? **(He spoke to Peter, who was in prison. Acts 12:8)**

✿ Who said that there was someone coming whose sandals he would not

be fit to carry and of whom was he speaking? **(John the Baptist said it about Jesus. Matthew 3:11)**

✿ Who said, “Do not take a purse or bag or sandals; and do not greet anyone on the road,” and what was the occasion? **(Jesus said this to the seventy-two messengers that He sent out to spread the gospel. Luke 10:4)**

✿ Who told his servant to “Bring the best robe ... put a ring on his finger and sandals on his feet,” and what was the occasion? **(The father of the Prodigal Son when his son returned home. Luke 15:22)**

✿ Whose clothes and sandals did not wear out for 40 years? **(The children of Israel, during their wandering in the wilderness. Deuteronomy 8:11)**

✿ Who was told, “Take no bag for the journey, or extra tunic, or sandals or a

staff: for the worker is worth his keep,” and what was the occasion? **(Jesus told the twelve disciples this when He sent them out to preach the message that the kingdom of heaven was at hand. Matthew 10:10)**

✿ Who was told to take off his sandals because he was standing on holy ground? **(Moses. Exodus 3:5)**

Fundraiser

Most of us have shoes in our closet that felt great in the store, but when we got them home didn't fit. Ask the women to bring these shoes to the meeting. You will want to emphasize that these should be in good condition, possibly only worn once or twice. Place them on a table with the size of the shoe and a suggested price. If more than one person wants the shoes, they would go to the highest bidder.

Wash My Feet?

On a table place different types of shoes—baby shoes, tennis shoes, hiking boots, work boots, ballet slippers, fancy high-heels, sandals, uniform shoes, slippers. Ask the children to tell you who would wear these shoes and what they would be doing when they wear them.

Most of us have probably worn a good number of these different types of shoes at some time—maybe not the ballet slippers or the work boots. If you're like me, you have a closet full of shoes. You need one type of shoe if you are going to be doing a lot of walking. You need brown shoes for some outfits, black shoes to wear with your uniform, boots for the winter and sandals for the summer.

When Jesus was on earth, people didn't have a variety of shoes. They wore sandals or went barefoot. The weather was temperate, the roads were dusty and dirty, so sandals were the most practical type of footwear.

Just before Jesus went to the cross, He celebrated Passover with His disciples. Listen to what happened before they participated in that feast. *Read John 13:1–17.*

Jesus showed His servant attitude to His disciples. Washing guests' feet was a job for a household servant to carry out when guests arrived. But Jesus wrapped a towel around His waist, as the lowliest slave would do, and washed and dried His disciples' feet. If you had been there, how would you have felt? Would you have been like Peter and said, “No!” Imagine being Peter and watching Jesus wash the others' feet, all the while moving closer to you. Seeing Him acting like a slave must have been very confusing. Peter didn't understand Jesus' teaching that to be a leader, a person must be a servant.

Are you willing to follow Christ's example of serving? Whom can you serve today? There is a special blessing for those who not only agree that humble service is what we should do as Christians, but who also follow through and do it.

Teddy Bears' Picnic



child-bearing, bear with, a real bear,
bear necessities, forbearance.

Decorations and Refreshments

Cover the tables with red and white gingham cloths. Use teddy bears for centerpieces. The buffet table should have a picnic basket laid on its side with picnic items cascading out of it—plates, spoons, a jar of honey and a sign lettered with the words, "Don't Feed the Bears," and, of course, plastic ants! Your picnic could include some of the following—sandwiches, fried chicken, potato salad, potato chips, biscuits with honey butter, watermelon or chocolate cake. This event could be held indoors or outside.

Activities and Games

My Bear

Ask everyone to bring their favorite bear. Have a time of sharing by answering the following questions: When did you get your bear? How old is it? Was it a gift? If so, who gave it to you?

The Best Dressed Bear

Supply each table with crepe paper, construction paper, pieces of material, ribbon, lace, pins, scissors and glue. Have them work as a team and dress the bear that is on their table. Award a prize to the best-dressed bear.

Grizzly Growl Festival

Have a growling contest. Even the youngest child present can participate in this event. Have the judges select the most ferocious and cutest growl.

The Bear Facts

1. What bear is the largest?

Alaskan Brown Bear

2. What is a male bear called?

Boar or he-bear

3. Do bears have good eyesight? **No**

4. What group of bears are the smallest?

Sun Bears

5. Although it is called a bear, it belongs to the kangaroo family.

Koala Bear

6. All black bears are completely black. **False**

7. These bears are known as good swimmers. **Polar Bears**

8. What are baby bears called? **Cubs**

9. This "bear" really is part of the raccoon family. **Panda**

10. When bears travel in groups they are called by this name. **Packs**

11. What do bears do during the winter months? **Hibernate**

12. What are female bears called?

Sow or she-bear

13. What is a bear's favorite treat?

Honey

Bearable Words

Award a prize to the person who can write down the most words or phrases using the word "bear." Some examples are: bearable, bear down, unbearable,

Be a Bear-er!

Teddy bears are wonderful to have around. They are safe, cuddly, warm and friendly and they accept you—just the way you are. Do you remember your first teddy bear? (Tell of a personal experience or solicit responses from those present.)

In the song "Teddy Bears' Picnic" one of the lines say, "If you go out in the woods today, you'd better go in disguise." Today we are going to disguise ourselves as teddy bears and see how God has called all of us to be real "bears."

1. Care Bears®—These cute little bears have caring names: Tenderheart, Cheer, Good Luck and Friend. Jesus tell us to be caring by: "Bearing with one another in love" (Eph. 4:2), "Bear with each other and forgive" (Col. 3:13), "Bear ye one another's burdens" (Gal. 6:2 KJV). So let us be Care Bears® by forgiving and loving each other and sharing our burdens.

2. Working Bears—What would our forests be if it weren't for Smokey the Bear? Winnie the Pooh keeps the Hundred Acre Wood running smoothly. If you were to go to Disneyland, you would see Big Al and Liverlips McGraw busy entertaining folks at the Country Bear Jamboree. All of these are bears at work.

Jesus call us to work for Him by serving one another. If we truly love the Lord, that love will be an outpouring in the things that we do and it will bring honor and glory to the Father. "May you live ... bearing fruit in every good work" (Col. 1:10) and Matthew 7:18, "A good tree cannot bear bad fruit."

3. Loving Bears—When Jesus was asked what the greatest commandment was, He said, "'Love the Lord your God with all your heart ... soul ... and all your mind ... And the second is like it; 'Love your neighbor as yourself'" (Matt. 22 37-39). Jesus can be your best friend because: He knows you by you name. He understands you. He died for you. He stands ready to forgive you of your sins. He has always loved you. He wants to spend forever with you. How can we help but love the One who has done so much for us? Out of that love will come the capacity to love those around us.

Many of you brought your favorite teddy bear with you today. Some look new, others are well-loved. If I were to offer you the opportunity of choosing any bear from those that are here today, more than likely you would choose a newer looking bear thinking that you had chosen the best. But this is not necessarily so. Only the owner of the bear knows the value of their "older, well-loved" bear. It is often priceless and cannot be replaced.

Paul in Galatians 6:17 says, "I bear on my body the marks of Jesus." As our older, well-loved bears show the marks of love, so I would pray that others would see that the change that the love of Jesus has made on